



# The Center for Career Development

---

**Graduate Outcomes Survey**  
Class of 2020-2021

---

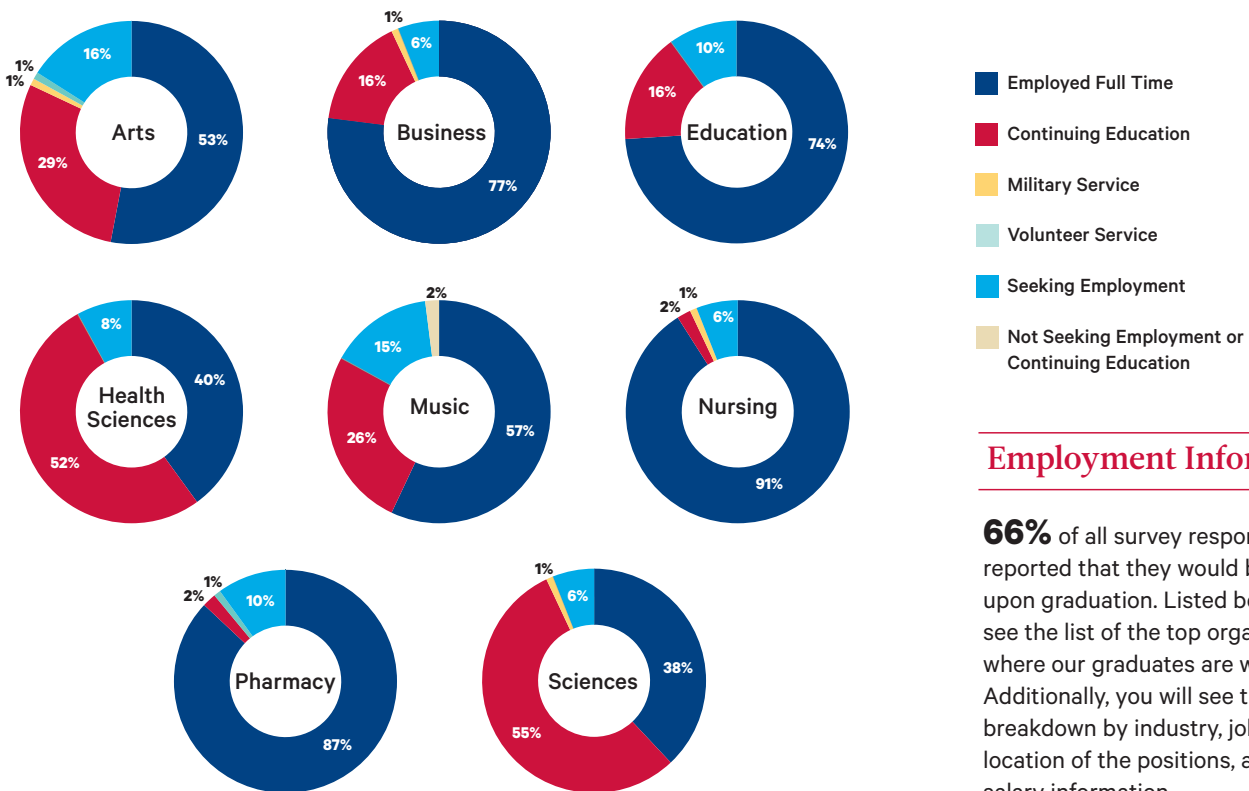
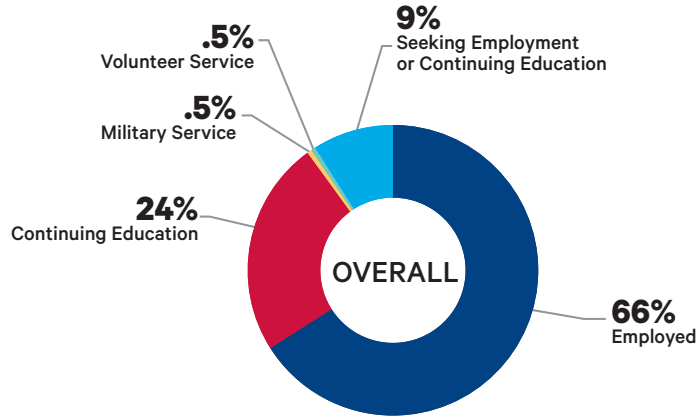


[careerdevelopment@duq.edu](mailto:careerdevelopment@duq.edu) | 412.396.6644

# About The Graduate Outcomes Survey

The Class of 2020– 2021 Graduate Outcomes Survey consists of students who graduated in August 2020, December 2020 and May 2021. An online survey was conducted by the Duquesne University Center for Career Development prior to graduation and concluding about three months after graduation. Email reminders were also sent at regular intervals to those who did not respond to the initial survey. Additionally we secured data from Faculty and Department Chairs, as well as social media sources. **The result of these combined sources gave us a 75% Knowledge Rate of the graduating class.** A Knowledge Rate is defined by the National Association of Colleges and Employers as the percent of graduates for whom the institution has reasonable and verifiable information regarding a graduate's post-graduation status.

## What are They Doing?



## Employment Information

**66%** of all survey respondents reported that they would be employed upon graduation. Listed below you will see the list of the top organizations where our graduates are working. Additionally, you will see the breakdown by industry, job function, location of the positions, as well as salary information.

## Top Employers

ADP, Inc  
 Allegheny County  
 Allegheny Health Network  
 Amazon  
 American Eagle Outfitters  
 Bank of New York Mellon  
 Cleveland Clinic  
 CVS

Deloitte  
 Drayer Physical Therapy  
 Duquesne University  
 EY LLP  
 Giant Eagle, Inc.  
 Highmark Health  
 Merkle  
 North Allegheny School  
 District

Penn Medicine Lancaster  
 General Health  
 Pittsburgh Public Schools  
 PNC Financial Services  
 PricewaterhouseCoopers  
 Rite Aid  
 RoadRunner Recycling  
 SAP

Schneider Downs & Co., Inc.  
 St. Clair Hospital  
 The Bradley Center  
 The Johns Hopkins Hospital  
 University of Pittsburgh  
 UPMC  
 Verbal Beginnings, LLC  
 Walgreens  
 WESCO Anixter

## Breakdown by Industry

Healthcare	44%
K-12 Education	10%
Higher Education	6%
Retail	5%
Accounting	4%
Financial Services	3%
Pharmaceuticals	3%
Government	2%
Other	23%

## Job Function

Healthcare Services	40%
Education/Teaching/Training	13%
Accounting	5%
Counseling	4%
Finance	3%
Sales	3%
Management	2%
Marketing	2%
Lab Work/Science	2%
Operations/Production	2%
Data & Analytics	2%
Consulting	2%
Research	2%
Other	18%

## Relevance to Major

**94%** of the respondents indicated that this position was related to their major.

By schools, the respondents who indicated that their position was at least somewhat related to their major:

Arts	84%
Business	85%
Education	98%
Health Sciences	100%
Music	100%
Nursing	99%
Pharmacy	100%
Sciences	91%

## Where Are They Working?

Pennsylvania	70%
Mid-Atlantic (MD, VA, WV, DE, DC)	8%
Northeast (ME, VT, NY, NH, CT, MA, NJ, RI)	6%
Midwest (WI, MO, KS, IA, MN, NE, MI, OH, IN, ND, SD, IL)	6%
South (NC, SC, KY, TN, GA, FL, AL, AR, LA, MS)	4%
West (CA, HI, WA, OR, AK, MT, ID, UT, NV, WY)	2%
Southwest (CO, AZ, TX, OK, NM)	2%
Outside the U.S.	2%

## Salary Information

Starting salary information was provided by **422** respondents who indicated that they would be employed full time at graduation. **49** respondents indicated that they received a signing bonus.

Average Salary	<b>\$62,685</b>
Median Salary	<b>\$57,000</b>

Average Signing Bonus	<b>\$4,944</b>
Median Signing Bonus	<b>\$5,000</b>

### Average Salary by Schools

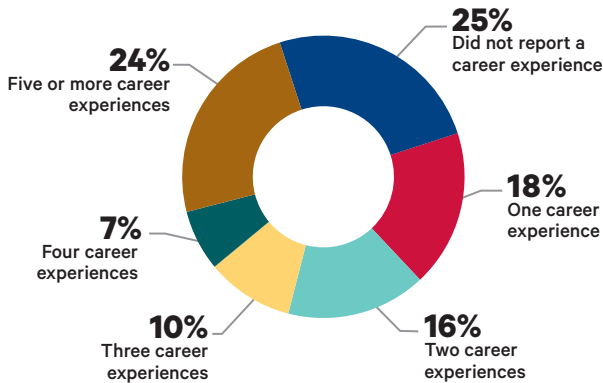
Arts	<b>\$55,086</b>
Business	<b>\$60,230</b>
Education	<b>\$41,904</b>
Health Sciences	<b>\$67,134</b>
Music	<b>\$43,250</b>
Nursing	<b>\$65,870</b>
Pharmacy	<b>\$81,096</b>
Sciences	<b>\$44,567</b>

## How Our Graduates Secured Employment

Networking (faculty, family, friends, etc.)	<b>29%</b>
Internet job listings	<b>25%</b>
Hired from internship	<b>15%</b>
Handshake	<b>4%</b>
Job Fairs	<b>3%</b>
Other	<b>24%</b>

## Career Related Experiences

**75%** of the respondents reported having one or more internship or career related work experiences. Of students reporting internship experiences, the average number reported per student is three.



Approximately **40%** of those experiences were taken for academic credit, as reported by the respondent. **55%** of the reported career related work experiences were paid versus **45%** that were unpaid.

By schools, those who reported taking at least one internship or career related experience:

Arts	57%
Business	68%
Education	91%
Health Sciences	74%
Music	70%
Nursing	80%
Pharmacy	98%
Sciences	61%

## Graduate Study

**24%** of the respondents indicated that they would be attending graduate school.

**73%** of the students will be attending Duquesne University. Additionally, the most frequently reported schools were:

American University  
 Carnegie Mellon University  
 Lake Erie College of Osteopathic Medicine  
 Temple University  
 University of Pittsburgh  
 University of South Carolina

## Degrees

Masters	63%
Doctorate	35%
Other	2%

## Fields of Study

Health	37%
Business	12%
Sciences	12%
Arts and Humanities	10%
Law	9%
Education	8%
Medical	4%
Human Services	3%
Engineering	3%
Other	2%

