

Duquesne University
2023-2024 Fact Book
Table of Contents: Employee Data

Employee Data

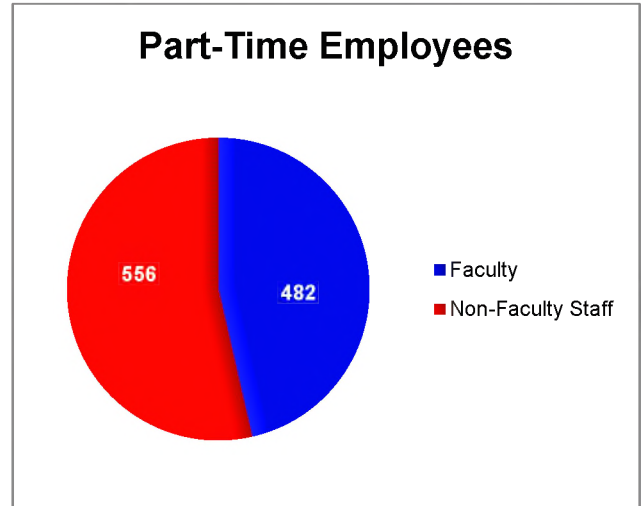
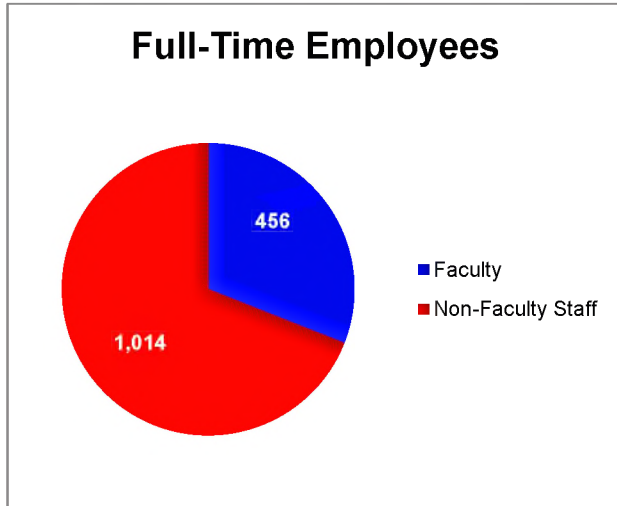
- 1 Employees by Occupation Category, Gender and Status
- 2 Credit Hours Taught by Faculty Status, Fall Semester 2023
- 3 Instructional Faculty Salary Comparisons: Key Competition, Academic Year 2023-24

Duquesne University
Employees by Occupation Category, Gender and Status
Fall Semester 2023

Occupation Category	Full-Time		Part-Time		Total Employees
	Men	Women	Men	Women	
Faculty	215	241	200	282	938
Archivists, Curators, & Museum Technicians	1	0	0	0	1
Business & Financial Operations Occupations	104	225	0	1	330
Community, Social Service, Legal, Arts, Design, Entertainment, Sports, & Media Occupations	51	57	0	0	108
Computer, Engineering, & Science Occupations	58	26	0	0	84
Healthcare Practitioners & Technical Occupations	5	5	0	0	10
Librarians	4	13	0	0	17
Library Technicians	1	6	1	5	13
Management Occupations	41	26	0	0	67
Natural Resources, Construction, & Maintenance Occupations	21	0	0	0	21
Office & Administrative Support Occupations	19	127	53	104	303
Production, Transportation, & Material Moving Occupations	2	0	0	0	2
Public Service Staff	0	0	0	0	0
Research Staff	0	0	0	0	0
Sales & Related Occupations	0	0	0	0	0
Service Occupations	130	64	4	2	200
Student & Academic Affairs & Other Education Services Occupations	11	17	4	7	39
Graduate Assistants	0	0	157	218	375
TOTAL	663	807	419	619	2,508

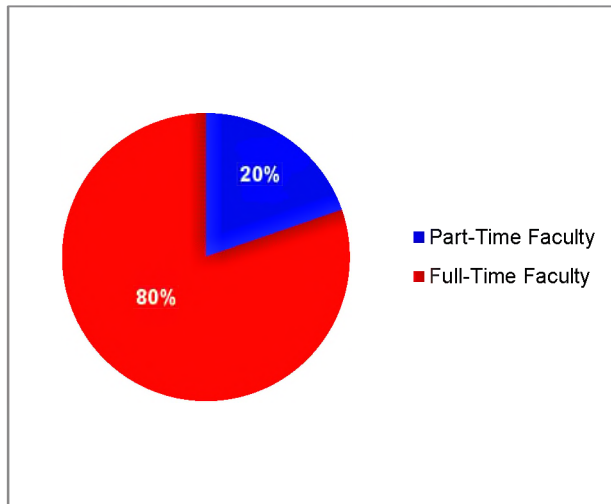
Source: Fall 2023 IPEDS Human Resources Survey

**Duquesne University
Employees by Status
Fall Semester 2023**



**Duquesne University
Credit Hours Taught by Faculty Status ¹
Fall Semester 2023**

	Credit Hours Taught	Percentage
Part-Time Faculty	25,176	20%
Full-Time Faculty	102,458	80%
Total	127,634	100%



¹ This will not tied to the credit hours taught dashboard as not all courses are assigned faculty.
Source: Fall 2023 IPEDS Human Resources Survey

Duquesne University
Instructional Faculty Salary Comparisons: Key Competition ¹
Academic Year 2023-2024

	Carnegie Classification ²	Professor	Associate Professor	Assistant Professor	Instructor
Pennsylvania State University ³	R1	\$176.2	\$120.7	\$109.1	\$74.2
Temple University	R1	\$171.4	\$117.4	\$94.5	\$73.8
University of Delaware	R1	\$172.8	\$120.8	\$105.7	\$88.0
Ohio State University ⁴	R1	\$171.2	\$114.7	\$103.3	\$95.8
Drexel University	R1	\$168.8	\$129.3	\$102.7	\$85.4
University at Buffalo (SUNY)	R1	\$167.4	\$114.5	\$88.4	\$68.8
University of Pittsburgh ⁵	R1	\$152.3	\$103.9	\$86.7	\$62.9
Robert Morris University	D/PU	\$132.3	\$101.7	\$90.7	-
University of Scranton	M1	\$123.5	\$102.8	\$85.5	-
Duquesne University	R2	\$121.1	\$93.6	\$77.9	\$68.8
Kent State University ⁶	R1	\$120.1	\$92.9	\$76.5	-
Pennsylvania Western University	M1	\$118.7	\$97.0	\$79.6	\$58.6
West Chester University	R2	\$117.8	\$96.3	\$81.2	\$54.0
Indiana University of Pennsylvania	R2	\$116.1	\$93.2	\$74.9	\$54.6
Chatham University	D/PU	\$93.1	\$76.8	\$69.4	-
Average of Group		\$143.0	\$105.9	\$89.2	\$71.6
Duquesne's Difference from Group		(\$21.9)	(\$12.3)	(\$11.3)	(\$2.8)

¹ List of the top fifteen institutions where Duquesne enrolled freshmen were accepted but did not attend, as well as the those institutions where non-matriculated accepted freshmen enrolled. West Virginia University is not listed as they did not participate in the 2023-24 AAUP Survey.

² Carnegie Classification (Basic) Categories:

- R1: Doctoral Universities - Very high research activity
- R2: Doctoral Universities - High research activity
- D/PU: Doctoral/Professional Universities
- M1: Master's Colleges and Universities - Larger Programs
- M2: Master's Colleges and Universities - Medium Programs
- BA: Arts & Sci.: Baccalaureate Colleges: Arts & Sciences Focus

³ University Park campus

⁴ Columbus campus

⁵ Pittsburgh (Oakland) campus

⁶ Kent campus

Note: Full-time faculty salary adjusted to a nine-month equivalent salary.

Sources: Enrollment Management Group; AAUP Faculty Salary Survey; The Carnegie Foundation for the Advancement of Teaching